

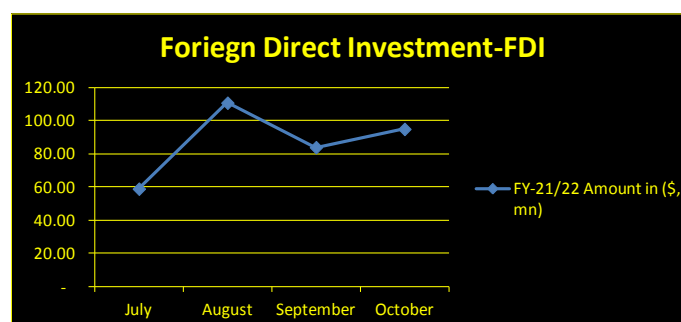
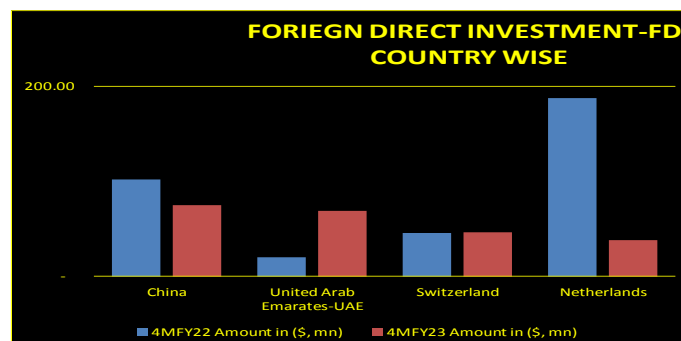
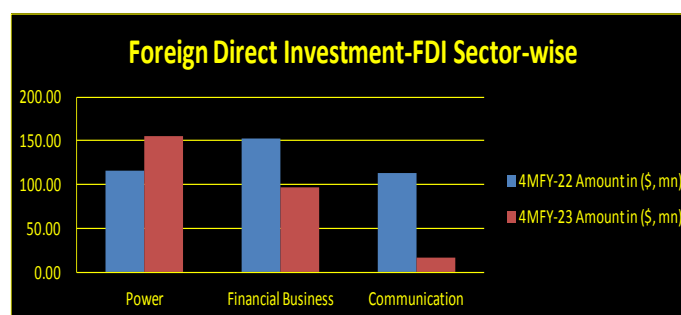
KEY PAKISTAN STATS & ECONOMIC INDICATORS			
Items	Period	Unit	Figure
<b>Foreign Exchange-FX-Reserves</b>			
FX-Reserves-WoW	11-Nov-22	USD bn	13.796
FE-25 Import Financing	Oct, 2022	USD bn	1.017
SBP Forward/Swap Position	Sep, 2022	USD bn	(4.00)
Net International Reserves-NIR (EST)	11-Nov-22	USD bn	(23.05)
Kerb USD/PKR	24-Nov-22	Bid/Ask	229.00/231.00
Real Effective Exchange Rate-REER	Sep, 2022	Rs	90.94
Roshan Digital Account-RDA	4MFY23	USD bn	5.29
<b>Consumer Price Index-CPI</b>			
Sensitive Price Index-SPI-WoW	17-Nov-22	bps	217.82
CPI (YoY)	Oct, 2022	%	26.60
CPI- (MoM)	Oct, 2022	%	4.70
CPI-Urban-YoY	Oct, 2022	%	24.60
CPI-Rural-YoY	Oct, 2022	%	29.50
PAK CPI-YoY minus US CPI-YoY	26.60%-8.20%	%	18.40
<b>M2 Growth</b>			
M2 Growth-YoY	1 July 22 To 28 October 22	%	(0.68)
Net Govt. Sector Borrowing	1 July 22 To 28 October 22	Rs bn	316.02
GOVT. Borrowing for budgetary support from SBP	1 July 22 To 28 October 22	Rs bn	310.94
Private Sector Credit-PSC	1 July 22 To 28 October 22	Rs mn	1.86
Govt. Foreign Commercial Banks Borrowing	2MFY-23	USD bn	NIL
<b>Policy Rate</b>			
SBP Policy Rate	FY-23 YTD	%	15.00
SBP O/N REPO & Reserve REPO Rate	Floor & Ceiling	%	14.00-16.00
SBP PR minus USD FED Fund Rate	15.00%-4.00%	%	11.00
1-Year KIBOR minus 1-Year LIBOR	15.63-5.46%	%	10.17
<b>FX-Economic Data</b>			
Foreign Direct Investment-FDI	4MFY-23	USD mn	348.30
Home Remittance	4MFY-23	USD bn	9.9
Trade Bal-S/(D)	4MFY-23	USD bn	(11.60)
CAB-S/(D)	4MFY-23	USD bn	(2.82)
<b>Special Convertible Rupee Account-SCRA</b>			
SCRA-Cumulative inflow/(outflow)	July 22 till date	USD mn	(49.36)
SCRA-MTB+PIB inflow/(outflow)	July 22 till date	USD bn	(28.95)
<b>Govt., Circular Debt &amp; External Liabilities</b>			
Govt. Domestic Debt & Liabilities	As at 31-9-2022	Rs trn	32.12
External Debt	As at 30-9-2022	USD bn	126.914
Central Debt	As at 31-9-2022	Rs trn	49.399

**24<sup>th</sup> NOVEMBER 2022** **DAILY MARKET REVIEW**  
**ECONOMIC NEWS**

✓ **Pakistan's default risk worsens** The perception of Pakistan's risk of default has worsened with the 5yrs CDS surging by 30% points in a week to 93% ahead of the repayment of \$1bn for a maturing international bond early next month.

**ECONOMIC DATA**

- ✓ **FDI plunges 52% in 4month** SBP released the data showed that FDI nosedived 52% during 4MFY23.
- ✓ FDI fell to \$348.3mn in 4MFY23 from \$726.5mn during the same period of FY22.
- ✓ The highest FDI of \$74.8mn came from China during 4MFY23 against \$99.5mn during the same period last year.
- ✓ However, the FDI inflows from the UAE increased to \$67.6mn in 4MFY23 from \$51.4mn during the same period last year.



✓ **Pakistan Investment Bonds When-Issue Yields-%** Today in Pakistan Investment Bonds-PIB When-Issue started trading in 3yrs, 5yrs and 10yrs at following levels respectively.

Dated: 24/11/2022		
Pakistan Investment Bonds-PIB When-Issue Yields-%		
Period	When-Issue Yield-%	
	Bid	Ask
3-Yrs	14.22	14.18
5-Yrs	13.28	13.24
10-Yrs	13.10	12.98

Interbank Rates-Rs				
24-Nov-22		Last Day Close-LDC		
Open	223.90			
High	224.00			
Low	223.75	<b>223.95</b>		
Close	223.92			
DAILY USD/PKR SWAP YIELDS-%				
PERIOD	SWAP	Change in Premiums	Swap Implied PKR Yield	
1-Week	0.3484	(0.0266)	11.95%	
2-Week	0.3399	(0.0851)	7.82%	
1-Month	0.3854	(0.0896)	5.94%	
2-Month	0.4742	(0.1008)	6.74%	
3-Month	0.6837	(0.0663)	5.90%	
4-Month	1.1108	(0.1142)	6.28%	
5-Month	1.5521	(0.0729)	6.60%	
6-Month	2.0780	(0.0720)	6.95%	
9-Month	6.4861	0.0861	9.15%	
1-Year	8.9019	(0.0981)	9.41%	
MONEY Market-MM Rates-%		24-Nov-22		
Open	14.90	Last Day Close-LDC		
High	14.90			
Low	14.25	<b>15.10</b>		
Close	14.50			
KIBOR AND PKRV RATES (%)			23-Nov-22	
Tenor	KIBOR-%	PKRV Rates-%		
1-M	15.07	15.27		
3-M	15.58	15.74		
6-M	15.62	15.74		
12-M	15.65	15.74		
Pakistan Investment Bonds-PIB				
Period	13-Oct-22 Cut Off Yields-%	24-Nov-22 Bid-% Ask-%		
2-Yrs	-	13.35	13.25	
3-Yrs	13.8360	14.15	14.10	
5-Yrs	13.0900	13.25	13.22	
10-Yrs-Fixed	12.9500	13.00	12.90	
Floating	16.4000	102	101.75	
15-yrs*	-	13.30		
20-yrs*	-	13.50		
Market Treasury Bills-MTB				
Tenor	16-Nov-22		24-Nov-22	
	Cut Off Yields-%	Bid-%	Ask-%	
3-M	15.7100	15.80	15.77	
6-M	15.7298	15.80	15.75	
12-M	15.6990	15.80	15.74	
Note: * The secondary yields for 15 & 20-years Bonds are not available, so instead of leaving it blank, we inputted PKRV Rates.				